

**CANDY**

Catalogue and Price List

Washing Machines



Model	Descriptive Characteristics	Metrics & Features	Price €
-------	-----------------------------	--------------------	---------

CS4127TXME



Load Capacity	7kg	616.00
Maximum Spin	1200 RPM	
Energy Efficiency Class	A	
Motor	Speed-Drive Inverter	
Number of Programmes	16 ( 9 Rapid Cycles )	
Special Programmes / Functions	Delayed Start, Steam, Extra Rinse	
Dimensions - H x W x D (cm)	85 x 60 x 45	



Washing Machines



Model	Descriptive Characteristics	Metrics & Features	Price €
-------	-----------------------------	--------------------	---------

RO1284DWME



Load Capacity	8kg	669.00
Maximum Spin	1200 RPM	
Energy Efficiency Class	A	
Motor	Speed-Drive Inverter	
Number of Programmes	16 ( 9 Rapid Cycles )	
Special Programmes / Functions	Delayed Start, Steam, MPS+	
Dimensions - H x W x D (cm)	85 x 60 x 54	



RO1486DWCE



Load Capacity	8kg	786.00
Maximum Spin	1400 RPM	
Energy Efficiency Class	A	
Motor	Speed-Drive Inverter	
Number of Programmes	16 ( 9 Rapid Cycles )	
Special Programmes / Functions	Delayed Start, Steam, MPS+	
Dimensions - H x W x D (cm)	85 x 60 x 54	



RO1294DWMT



Load Capacity	9kg	690.00
Maximum Spin	1200 RPM	
Energy Efficiency Class	A	
Motor	Speed-Drive Inverter	
Number of Programmes	16 ( 9 Rapid Cycles )	
Special Programmes / Function	Delayed Start, Steam, MPS+	
Dimensions - H x W x D (cm)	85 x 60 x 54	



RO16106DWMCE



Load Capacity	10kg	988.00
Maximum Spin	1600 RPM	
Energy Efficiency Class	A	
Motor	Speed-Drive Inverter	
Number of Programmes	16 ( 9 Rapid Cycles )	
Special Programmes / Function	Delayed Start, Steam, MPS+	
Dimensions - H x W x D (cm)	85 x 60 x 58	



Washer & Dryers



Model	Descriptive Characteristics	Metrics & Features	Price €
-------	-----------------------------	--------------------	---------

ROW4854DWMCT



Washing Load Capacity	8kg	935.00
Drying Load Capacity	5kg	
Maximum Spin	1400 RPM	
Combined Energy Class	D	
Motor	Speed-Drive Inverter	
Number of programmes	16 (7 Rapid Cycles)	
Special Programmes / Functions	Delayed Start, Steam, MPS+, Quick Drying	
Dimensions - H x W x D (cm)	85 x 60 x 53	



ROW4856DWMCE



Washing Load Capacity	8kg	999.00
Drying Load Capacity	5kg	
Maximum Spin	1400 RPM	
Combined Energy Class	D	
Motor	Speed-Drive Inverter	
Number of programmes	16 (7 Rapid Cycles)	
Special Programmes / Functions	Delayed Start, Steam, MPS+, Quick Drying	
Dimensions - H x W x D (cm)	85 x 60 x 53	





Model	Descriptive Characteristics	Metrics & Features	Price €
-------	-----------------------------	--------------------	---------

CSEV8LF



Load Capacity	8kg	489.00
Type	Venting	
Energy Efficiency Class	B	
Annual Consumption	580kwh	
Number of Programmes	15	
Special Programmes / Functions	Delay Start (24h)	
Water Tank Position	N/A	
Drum	Galvanized	
Dimensions - H x W x D (cm)	85 x 60 x 60	

CSOEC8DF



Load Capacity	8kg	574.00
Type	Condenser	
Energy Efficiency Class	B	
Annual Consumption	561 kwh	
Number of Programmes	15	
Special Programmes / Functions	Delay Start (24h)	
Water Tank Position	Bottom drawer water tank	
Drum	Galvanized	
Dimensions - H x W x D (cm)	85 x 60 x 60	

ROEH8A2TE



Load Capacity	8kg	893.00
Type	Heat Pump	
Energy Efficiency Class	A++	
Annual Consumption	236 kwh	
Number of Programmes	15	
Special Programmes / Functions	Delay Start (24h)	
Water Tank Position	In-Door Water Tank	
Drum	Galvanized	
Dimensions - H x W x D (cm)	85 x 60 x 60	



ROEH8A2TCEX



Load Capacity	8kg	935.00
Type	Heat Pump	
Energy Efficiency Class	A++	
Annual Consumption	236 kwh	
Number of Programmes	15	
Special Programmes / Functions	Delay Start (24h)	
Water Tank Position	In-Door Water Tank	
Drum	Stainless Steel	
Dimensions - H x W x D (cm)	85 x 60 x 60	



Dryers



Model	Descriptive Characteristics	Metrics & Features	Price €
-------	-----------------------------	--------------------	---------

ROEH10A2TCEX



Load Capacity	10kg	1009.00
Type	Heat Pump	
Energy Efficiency Class	C	
Annual Consumption	580 kwh	
Number of Programmes	15	
Special Programmes / Functions	Delay Start (24h)	
Water Tank Position	In-Door Water Tank	
Drum	Stainless Steel	
Dimensions - H x W x D (cm)	85 x 60 x 60	



## Dish Washers



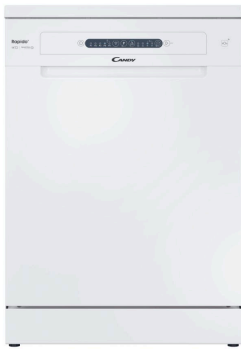
Model	Descriptive Characteristics	Metrics & Features	Price €
-------	-----------------------------	--------------------	---------

### CDPH2L949X



Capacity / Number of Placement Settings	9	659.00
Energy Efficiency Class	E	
Electronics	LED Display	
Number of Programmes	5	
Special Programmes / Functions	Delay (3h-6h-9h)	
Colour	Inox	
Dimensions - H x W x D (cm)	84.5 x 44.8 x 61.7	

### CF3E7L0W



Capacity / Number of Placement Settings	13	850.00
Motor	Speed-Drive Inverter	
Energy Efficiency Class	E	
Electronics	LED Display	
Number of Programmes	5	
Special Programmes / Functions	Delay (3h-6h-9h), Triple Filtration System	
Colour	White	
Dimensions - H x W x D (cm)	85 x 59.7 x 59.8	



### CF3C7L0X



Capacity / Number of Placement Settings	13	935.00
Motor	Speed-Drive Inverter	
Energy Efficiency Class	C	
Electronics	LED Touch Display	
Number of Programmes	5	
Special Programmes / Functions	Delay (3h-6h-9h)	
Colour	Inox	
Dimensions - H x W x D (cm)	85 x 59.7 x 59.8	



### CF3C7F0X



Capacity / Number of Placement Settings	13	956.00
Motor	Speed-Drive Inverter	
Energy Efficiency Class	C	
Electronics	Digital Touch Display	
Number of Programmes	5	
Special Programmes / Functions	Delay (24h)	
Colour	Inox	
Dimensions - H x W x D (cm)	85 x 59.7 x 59.8	



## Dish Washers



Model	Descriptive Characteristics	Metrics & Features	Price €
-------	-----------------------------	--------------------	---------

### CF6BC4F1X



Capacity / Number of Placement Settings	16	1105.00
Motor	Speed-Drive Inverter	
Energy Efficiency Class	C	
Electronics	Digital Touch Display	
Number of Programmes	8	
Special Programmes / Functions	Delay (24h)	
Colour	Inox	
Dimensions - H x W x D (cm)	85 x 59.7 x 59.8	



## Mini Dish Washers



Model	Descriptive Characteristics	Metrics & Features	Price €
-------	-----------------------------	--------------------	---------

### CDCP6S



Capacity / Number of Placement Settings	6	478.00
Energy Efficiency Class	F	
Electronics	LED Display	
Number of Programmes	6	
Special Programmes / Functions	Delay (2h-4h-8h)	
Colour	Silver	
Dimensions - H x W x D (cm)	43.8 x 55 x 50	

## Wine Coolers



Model	Descriptive Characteristics	Metrics & Features	Price €
-------	-----------------------------	--------------------	---------


### CWC021M/N



Wine Bottle Storage Capacity	21 Bottles	360.00
Shelf Material	Chrome Wire	
Energy Efficiency Class	G	
Temperature Zones	1	
Thermostat Control Type	Mechanical Rotary	
Door Hinge	Right Mounted - Reversible	
Dimensions - H x W x D (cm)	70 x 40 x 55	




### CWC023



Wine Bottle Storage Capacity	23 Bottles	425.00
Shelf Material	Wood Wire	
Energy Efficiency Class	G	
Temperature Zones	1	
Thermostat Control Type	Digital Electronic	
Door Hinge	Right Mounted - Reversible	
Dimensions - H x W x D (cm)	63 x 47.5 x 45.6	




### CWC150ED/N



Wine Bottle Storage Capacity	41 Bottles	425.00
Shelf Material	Chrome Wire	
Energy Efficiency Class	G	
Temperature Zones	1	
Thermostat Control Type	Mechanical Rotary	
Door Hinge	Right Mounted - Reversible	
Dimensions - H x W x D (cm)	85 x 49 x 54	



### CWC154EEL/N



Wine Bottle Storage Capacity	41 Bottles	659.00
Shelf Material	Wood	
Energy Efficiency Class	G	
Temperature Zones	1	
Thermostat Control Type	Digital Electronic	
Door Hinge	Right Mounted - Reversible	
Dimensions - H x W x D (cm)	85 x 49 x 54	

Model	Descriptive Characteristics	Metrics & Features	Price €
-------	-----------------------------	--------------------	---------

CWC200EELW/N



Wine Bottle Storage Capacity	82 Bottles	999.00
Shelf Material	Wood	
Energy Efficiency Class	G	
Temperature Zones	1	
Thermostat Control Type	Digital Electronic	
Door Hinge	Right Mounted - Reversible	
Dimensions - H x W x D (cm)	143.5 x 49 x 54	



CCVB15/1



Wine Bottle Storage Capacity	7 Bottles	542.00
Shelf Material	Chrome wire	
Energy Efficiency Class	C	
Temperature Zones	1	
Thermostat Control Type	Digital	
Door Hinge	Right Mounted - Reversible	
Dimensions - H x W x D (cm)	87 x 15 x 53	



CCVB30/1



Wine Bottle Storage Capacity	20 Bottles	786.00
Shelf Material	Wood	
Energy Efficiency Class	G	
Temperature Zones	1	
Thermostat Control Type	Mechanical Rotary	
Door Hinge	Right Mounted - Reversible	
Dimensions - H x W x D (cm)	81.3 x 29.5 x 57	

CCVB60D/1



Wine Bottle Storage Capacity	38 Bottles	1402.00
Shelf Material	Wood	
Energy Efficiency Class	G	
Temperature Zones	2	
Thermostat Control Type	Digital	
Door Hinge	Left & Right	
Dimensions - H x W x D (cm)	80 x 49 x 54	



## Refrigerators



Model	Descriptive Characteristics	Metrics & Features	Price €
-------	-----------------------------	--------------------	---------

### CHASD4351EBC



Total Unit Capacity	42 lt	329.00
Refrigeration Capacity	42 lt	
Freezer Capacity	N/A	
Ventilated Cold System	Static	
Energy Efficiency Class	E	
Annual Consumption	80 kwh	
Noise Level	37 db(A)	
Dimensions - H x W x D (cm)	51.5 x 44.5 x 47	



### COT1S45FWH



Total Unit Capacity	97 lt	337.00
Refrigeration Capacity	84 lt	
Freezer Capacity	13 lt	
Ventilated Cold System	Static	
Energy Efficiency Class	A	
Annual Consumption	163 kwh	
Noise Level	40 db(A)	
Dimensions - H x W x D (cm)	85 x 50 x 56	



### CCTOS542XHN



Total Unit Capacity	109 lt	414.00
Refrigeration Capacity	95 lt	
Freezer Capacity	14 lt	
Ventilated Cold System	Static	
Energy Efficiency Class	F	
Annual Consumption	172 kwh	
Noise Level	43 db(A)	
Dimensions - H x W x D (cm)	85 x 55 x 58	



### CDG1S514ESH



Total Unit Capacity	211 lt	531.00
Refrigeration Capacity	170 lt	
Freezer Capacity	41 lt	
Ventilated Cold System	Static	
Energy Efficiency Class	E	
Annual Consumption	176 kwh	
Noise Level	41 db(A)	
Dimensions - H x W x D (cm)	143 x 54 x 55	



## Refrigerators



Model	Descriptive Characteristics	Metrics & Features	Price €
-------	-----------------------------	--------------------	---------

### CCT3L517EB



Total Unit Capacity	260 lt	615.00
Refrigeration Capacity	186 lt	
Freezer Capacity	74 lt	
Ventilated Cold System	Static	
Energy Efficiency Class	E	
Annual Consumption	214 kwh	
Noise Level	39 db(A)	
Dimensions - H x W x D (cm)	176 x 54.5 x 55	



### CCE3T618FW



Total Unit Capacity	342 lt	883.00
Refrigeration Capacity	223 lt	
Freezer Capacity	119 lt	
Ventilated Cold System	No-Frost	
Energy Efficiency Class	F	
Annual Consumption	319 kwh	
Noise Level	39 db(A)	
Dimensions - H x W x D (cm)	185 x 59.5 x 65.8	




### CCE3T618FS



Total Unit Capacity	342 lt	902.00
Refrigeration Capacity	223 lt	
Freezer Capacity	119 lt	
Ventilated Cold System	No-Frost	
Energy Efficiency Class	F	
Annual Consumption	319 kwh	
Noise Level	39 db(A)	
Colour	Silver	
Dimensions - H x W x D (cm)	185 x 59.5 x 65.8	



### CCE4T618EB



Total Unit Capacity	341 lt	1031.00
Refrigeration Capacity	222 lt	
Freezer Capacity	119 lt	
Ventilated Cold System	No-Frost	
Energy Efficiency Class	E	
Annual Consumption	256 kwh	
Noise Level	39 db(A)	
Dimensions - H x W x D (cm)	185.5 x 59.5 x 63.5	





## Refrigerators



Model	Descriptive Characteristics	Metrics & Features	Price €
-------	-----------------------------	--------------------	---------

### CCE4T618DX



Total Unit Capacity	341 lt	1160.00
Refrigeration Capacity	222 lt	
Freezer Capacity	119 lt	
Ventilated Cold System	No-Frost	
Energy Efficiency Class	E	
Annual Consumption	256 kwh	
Noise Level	39 db(A)	
Dimensions - H x W x D (cm)	185.5 x 59.5 x 63.5	



### CCE7T618EX



Total Unit Capacity	341 lt	1111.00
Refrigeration Capacity	222 lt	
Freezer Capacity	119 lt	
Ventilated Cold System	No-Frost	
Energy Efficiency Class	E	
Annual Consumption	256 kwh	
Noise Level	39 db(A)	
Colour	Inox	
Dimensions - H x W x D (cm)	185.5 x 59.5 x 63.5	



### CHSVN174X



Total Unit Capacity	532 lt	1408.00
Refrigeration Capacity	347 lt	
Freezer Capacity	185 lt	
Ventilated Cold System	No-Frost	
Energy Efficiency Class	E	
Annual Consumption	313 kwh	
Noise Level	39 db(A)	
Colour	Inox	
Dimensions - H x W x D (cm)	177 x 90 x 66	



### CHSBSO6174XWD



Total Unit Capacity	518 lt	1487.00
Refrigeration Capacity	341 lt	
Freezer Capacity	177 lt	
Ventilated cold System	No-Frost	
Energy Efficiency Class	E	
Annual Consumption	325 kwh	
Noise Level	42 db(A)	
Colour	Inox	
Dimensions - H x W x D (cm)	177 x 90 x 66	



Freezers



Model	Descriptive Characteristics	Metrics & Features	Price €
-------	-----------------------------	--------------------	---------

CCTUS544WHN



Freezer Volume Capacity	91 lt	489.00
Type	Upright	
Drawers	3	
Ventilated Cold System	Static	
Energy Efficiency Class	E	
Annual Consumption	138 kwh	
Colour	White	
Dimensions - H x W x D (cm)	85 x 55 x 58	



CMIOUS5142WH



Freezer Volume Capacity	160 lt	616.00
Type	Upright	
Drawers	5	
Ventilated Cold System	Static	
Energy Efficiency Class	F	
Annual Consumption	235 kwh	
Colour	White	
Dimensions - H x W x D (cm)	143 x 55 x 55	



CCHH200



Freezer Volume Capacity	194 lt	393.00
Type	Chest	
Drawers	N/A	
Ventilated Cold System	Static	
Energy Efficiency Class	F	
Annual Consumption	248 kwh	
Colour	White	
Dimensions - H x W x D (cm)	84.5 x 82 x 55.5	



## Microwave Ovens



Model	Descriptive Characteristics	Metrics & Features	Price €
-------	-----------------------------	--------------------	---------

### CMW2070M



Type	Microwave Only	117.00
Volume Capacity	20 lt	
Dish Diameter (cm)	25.5	
Maximum Power	700 W	
Control Type	Manual Mechanic	
Colour	White	
Dimensions - H x W x D (cm)	26.2 x 45.2 x 33.5	

### CMWA20SDLB



Type	Microwave Only	136.00
Volume Capacity	20 lt	
Dish Diameter (cm)	25.5	
Maximum Power	700 W	
Control Type	Optiquick	
Colour	Black	
Dimensions - H x W x D (cm)	26.2 x 45.2 x 33.5	

### CMWA20SDLW



Type	Microwave Only	128.00
Volume Capacity	20 lt	
Dish Diameter (cm)	25.5	
Maximum Power	700 W	
Control Type	Optiquick	
Colour	White	
Dimensions - H x W x D (cm)	26.2 x 45.2 x 33.5	

### CMXW22DW



Type	Microwave Only	159.00
Volume Capacity	22 lt	
Dish Diameter (cm)	25	
Maximum Power	800 W	
Control Type	Optiquick	
Colour	White	
Dimensions - H x W x D (cm)	29 x 46 x 36.5	

Model	Descriptive Characteristics	Metrics & Features	Price €
-------	-----------------------------	--------------------	---------

CMXW22DS



Type	Microwave Only	170.00
Volume Capacity	22 lt	
Dish Diameter (cm)	25	
Maximum Power	800 W	
Control Type	Optiquick	
Colour	Silver	
Dimensions - H x W x D (cm)	29 x 46 x 38	

CMXG22DS



Type	Microwave & Grill	187.00
Volume Capacity	22 lt	
Dish Diameter (cm)	25	
Maximum Power	800 W	
Grill Maximum Power	1000 W	
Control Type	Optiquick	
Colour	Silver	
Dimensions - H x W x D (cm)	29 x 46 x 38	

CMXG25DCS



Type	Microwave & Grill	244.00
Volume Capacity	25 lt	
Dish Diameter (cm)	31.5	
Maximum Power	800 W	
Grill Maximum Power	1000 W	
Control Type	Optiquick	
Colour	Silver	
Dimensions - H x W x D (cm)	29 x 46 x 38	

CMXG25DCB



Type	Microwave & Grill	244.00
Volume Capacity	25 lt	
Dish Diameter (cm)	31.5	
Maximum Power	800 W	
Grill Maximum Power	1000 W	
Control Type	Optiquick	
Colour	Black	
Dimensions - H x W x D (cm)	30.7 x 51.3 x 44	

Microwave Ovens



Model	Descriptive Characteristics	Metrics & Features	Price €
-------	-----------------------------	--------------------	---------

CMGA25TNDB



Type	Microwave & Grill	244.00
Volume Capacity	25 lt	
Dish Diameter (cm)	31.5	
Maximum Power	800 W	
Grill Maximum Power	1000 W	
Control Type	Optiquick	
Colour	Black	
Dimensions - H x W x D (cm)	28.1 x 48.3 x 42	

CMXG30DS



Type	Microwave & Grill	255.00
Volume Capacity	30 lt	
Dish Diameter (cm)	30	
Maximum Power	900 W	
Grill Maximum Power	1100 W	
Control Type	Optiquick	
Colour	Silver	
Dimensions - H x W x D (cm)	29 x 46 x 38	

## Built-in Multifunction Ovens



Model	Descriptive Characteristics	Metrics & Features	Price €
-------	-----------------------------	--------------------	---------

### FCP602N/E



Oven Volume Capacity	65 lt	414.00
Cleaning System	N/A	
Type of Controls	Mechanical	
Programme Functions	8	
Special Programmes / Functions	Minute-minder Alarm	
Colour	Black	
Dimensions - H x W x D (cm)	59.5 x 59.5 x 53	
Cabinet Dimensions - H x W x D (cm)	58.5 x 56 x 56	



### FCT602X



Oven Volume Capacity	70 lt	468.00
Cleaning System	N/A	
Type of Controls	Mechanical	
Programme Functions	8	
Special Programmes / Functions	Minute-minder Alarm	
Colour	Inox / Black	
Dimensions - H x W x D (cm)	59.5 x 59.5 x 53	
Cabinet Dimensions - H x W x D (cm)	58.5 x 56 x 56	



### FCT825XL1



Oven Volume Capacity	70 lt	478.00
Cleaning System	N/A	
Type of Controls	Mechanical & Digital Display	
Programme Functions	8	
Special Programmes / Functions	Duration & End Cooking Time, Alarm	
Colour	Inox / Black	
Dimensions - H x W x D (cm)	59.5 x 59.5 x 53	
Cabinet Dimensions - H x W x D (cm)	58.5 x 56 x 56	



### FCT886X



Oven Volume Capacity	70 lt	786.00
Cleaning System	Pyrolytic & Aquactiva	
Type of Controls	Mechanical & Digital Display	
Programme Functions	8	
Special Programmes / Functions	Duration & End Cooking Time, Alarm	
Colour	Inox / Black	
Dimensions - H x W x D (cm)	59.5 x 59.5 x 53	
Cabinet Dimensions - H x W x D (cm)	58.5 x 56 x 56	



## Built-in Multifunction Ovens



Model	Descriptive Characteristics	Metrics & Features	Price €
-------	-----------------------------	--------------------	---------

### FMBCA825SE0



Oven Volume Capacity	70 lt	787.00
Cleaning System	Hydrolytic	
Type of Controls	Mechanical & Digital Display	
Programme Functions	8	
Special Programmes / Functions	Duration & End Cooking Time, Alarm, Airfry	
Colour	Black	
Dimensions - H x W x D (cm)	59.5 x 59.5 x 53	
Cabinet Dimensions - H x W x D (cm)	58.5 x 56 x 56	



### FCXP825XE0/E



Oven Volume Capacity	80 lt	701.00
Cleaning System	Hydrolytic	
Type of Controls	Mechanical & Digital Display	
Programme Functions	10	
Special Programmes / Functions	Duration & End Cooking Time, Alarm	
Colour	Inox / Black	
Dimensions - H x W x D (cm)	59.5 x 59.5 x 53	
Cabinet Dimensions - H x W x D (cm)	58.5 x 56.4 x 56	



### FNP319/1X/E



Oven Volume Capacity	84 lt	1360.00
Cleaning System	N/A	
Type of Controls	Mechanical	
Programme Functions	10	
Special Programmes / Functions	Rotisserie, Minute-minder Alarm	
Colour	Inox / Black	
Dimensions - H x W x D (cm)	48 x 89.7 x 54.5	
Cabinet Dimensions - H x W x D (cm)	47.5 x 86 x 55	





Model	Descriptive Characteristics	Metrics & Features	Price €
-------	-----------------------------	--------------------	---------

**FXCNE825VX**



Oven Volume Capacity	80 lt	786.00
Cleaning System	Hydrolytic	
Type of Controls	Mechanical Knobs & Digital Display	
Programme Functions	8	
Special Programmes / Functions	Minute-minder Alarm	
Colour	Black	
Dimensions - H x W x D (cm)	59.5 x 59.5 x 53	
Cabinet Dimensions - H x W x D (cm)	58.5 x 56.4 x 56	




**FCXNE828X**



Oven Volume Capacity	80 lt	818.00
Cleaning System	N/A	
Type of Controls	Touch & Digital Display	
Programme Functions	8	
Special Programmes / Functions	Minute-minder Alarm	
Colour	Inox / Black	
Dimensions - H x W x D (cm)	59.5 x 59.5 x 53	
Cabinet Dimensions - H x W x D (cm)	58.5 x 56.4 x 56	



**FCXNE888X**



Oven Volume Capacity	80 lt	1073.00
Cleaning System	Pyrolytic	
Type of Controls	Touch & Digital Display	
Programme Functions	8	
Special Programmes / Functions	Duration & End Cooking Time, Alarm	
Colour	Inox / Black	
Dimensions - H x W x D (cm)	59.5 x 59.5 x 53	
Cabinet Dimensions - H x W x D (cm)	58.5 x 56.4 x 56	



**FCDNE808VX**



Oven Volume Capacity	74 lt	935.00
Cleaning System	?	
Type of Controls	Touch & Digital Display	
Programme Functions	8	
Special Programmes / Functions	Duration & End Cooking Time, Alarm, Dual Cavity / Fans, Separate Temperature Cooking	
Colour	Inox / Black	
Dimensions - H x W x D (cm)	59.5 x 59.5 x 53	
Cabinet Dimensions - H x W x D (cm)	58.5 x 56.4 x 56	





## Built-in Microwave Ovens



Model	Descriptive Characteristics	Metrics & Features	Price €
-------	-----------------------------	--------------------	---------

### MIC25GDFX



Type	Microwave & Grill	414.00
Volume Capacity	25 lt	
Dish Diameter (cm)	31.5	
Maximum Power	900 W	
Grill Maximum Power	1100 W	
Control Type	Mechanical & Digital Electronic	
Colour	Inox Stainless Steel	
Dimensions - H x W x D (cm)	38.8 x 59.5 x 38	
Cabinet Dimensions - H x W x D (cm)	38 x 56 - 60 x 55	

### MICG25GDFN




Type	Microwave & Grill	521.00
Volume Capacity	25 lt	
Dish Diameter (cm)	31.5	
Maximum Power	900 W	
Grill Maximum Power	1100 W	
Control Type	Digital Electronic	
Colour	Black Glass	
Dimensions - H x W x D (cm)	38.8 x 59.5 x 38	
Cabinet Dimensions - H x W x D (cm)	38 x 56 - 60 x 55	

Built-in Hobs



Model	Descriptive Characteristics	Metrics & Features	Price €
-------	-----------------------------	--------------------	---------


CDH30



Hob Type	Ceramic	234.00
Number of Cooking Zones	2	
Control Type	Touch	
Special Programmes / Functions	Electronic Timer	
Dimensions - W x D (cm)	52 x 28.8	
Cabinet Dimensions - W x D (cm)	50 x 26.8	



CID30/G3



Hob Type	Induction	255.00
Number of Cooking Zones	2	
Control Type	Touch	
Special Programmes / Functions	Electronic Timer	
Dimensions - W x D (cm)	52 x 28.8	
Cabinet Dimensions - W x D (cm)	50 x 26.8	



## Built-in Hobs



Model	Descriptive Characteristics	Metrics & Features	Price €
-------	-----------------------------	--------------------	---------

### CH64XB



Hob Type	Ceramic	425.00
Number of Cooking Zones	4	
Control Type	Touch	
Special Programmes / Functions		
Frame	Stainless Steel Front	
Dimensions - W x D (cm)	59 x 52	
Cabinet Dimensions - W x D (cm)	56 x 49	



### CH64CCB



Hob Type	Ceramic	351.00
Number of Cooking Zones	4	
Control Type	Touch	
Special Programmes / Functions		
Dimensions - W x D (cm)	59 x 52	
Cabinet Dimensions - W x D (cm)	56 x 49	



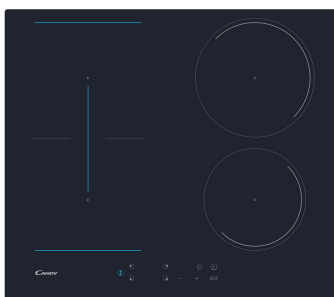
### CC64CH



Hob Type	Ceramic	372.00
Number of Cooking Zones	4	
Control Type	Touch	
Special Programmes / Functions	Electronic Timer	
Dimensions - W x D (cm)	59 x 52	
Cabinet Dimensions - W x D (cm)	56 x 49	



### CTP643C



Hob Type	Induction	584.00
Number of Cooking Zones	4	
Control Type	Touch	
Special Programmes / Functions	Electronic Timer	
Dimensions - W x D (cm)	59 x 52	
Cabinet Dimensions - W x D (cm)	56 x 49	




## Built-in Hobs



Model	Descriptive Characteristics	Metrics & Features	Price €
-------	-----------------------------	--------------------	---------


### CH74BVT



Hob Type	Ceramic	563.00
Number of Cooking Zones	4	
Control Type	Touch	
Special Programmes / Functions	Electronic Timer	
Dimensions - W x D (cm)	70 x 52	
Cabinet Dimensions - W x D (cm)	56 x 49	



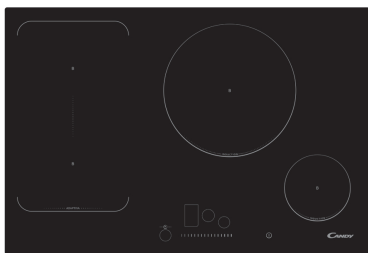
### CH95CE



Hob Type	Ceramic	924.00
Number of Cooking Zones	5	
Control Type	Touch	
Special Programmes / Functions	Electronic Timer	
Dimensions - W x D (cm)	90 x 51	
Cabinet Dimensions - W x D (cm)	88 x 49	



### CFI82



Hob Type	Induction	978.00
Number of Cooking Zones	4	
Control Type	Touch	
Special Programmes / Functions	Electronic Timer	
Dimensions - W x D (cm)	77 x 52	
Cabinet Dimensions - W x D (cm)	75 x 49.5	



## Built-in Hobs



Model	Descriptive Characteristics	Metrics & Features	Price €
-------	-----------------------------	--------------------	---------

### CHW6BF4WPX



Hob Type	Gas - Inox Stainless Steel	276.00
Number of Cooking Zones	4	
Control Type	Mechanical Knobs - Inox	
Special Programmes / Functions		
Grid Type	Enamelled	
Dimensions - W x D (cm)	59.5 x 51	
Cabinet Dimensions - W x D (cm)	56 x 49	



### CHW6LBB



Hob Type	Gas - Black Stainless Steel	223.00
Number of Cooking Zones	4	
Control Type	Mechanical Knobs - Black	
Special Programmes / Functions		
Grid Type	Enamelled	
Dimensions - W x D (cm)	59.5 x 51	
Cabinet Dimensions - W x D (cm)	56 x 49	



### CHW6LX



Hob Type	Gas - Inox Stainless Steel	223.00
Number of Cooking Zones	4	
Control Type	Mechanical Knobs - Inox	
Special Programmes / Functions		
Grid Type	Enamelled	
Dimensions - W x D (cm)	59.5 x 51	
Cabinet Dimensions - W x D (cm)	56 x 49	



### CDK6GF4WEKB



Hob Type	Gas - Black Tempered Glass	414.00
Number of Cooking Zones	4	
Control Type	Mechanical Knobs - Inox	
Special Programmes / Functions		
Grid Type	Cast Iron	
Dimensions - W x D (cm)	59.5 x 51	
Cabinet Dimensions - W x D (cm)	56 x 49	

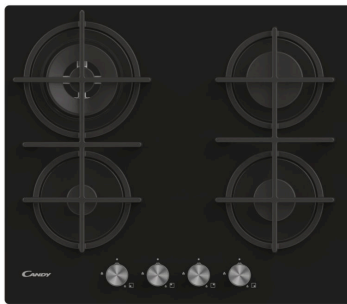


## Built-in Hobs



Model	Descriptive Characteristics	Metrics & Features	Price €
-------	-----------------------------	--------------------	---------

### CVG6BR4WPB



Hob Type	Gas - Black Tempered Glass	414.00
Number of Cooking Zones	4	
Control Type	Mechanical Knobs - Inox	
Special Programmes / Functions		
Grid Type	Cast Iron	
Dimensions - W x D (cm)	59.5 x 51	
Cabinet Dimensions - W x D (cm)	56 x 49	



### CVG95SWG



Hob Type	Gas - Black Tempered Glass	542.00
Number of Cooking Zones	5	
Control Type	Mechanical Knobs - Black	
Special Programmes / Functions		
Grid Type	Cast Iron	
Dimensions - W x D (cm)	91.3 x 52.9	
Cabinet Dimensions - W x D (cm)	86 x 49.5	



### CVG95SWG



Hob Type	Gas - Black Tempered Glass	978.00
Number of Cooking Zones	5	
Control Type	Mechanical Knobs - Inox	
Special Programmes / Functions		
Grid Type	Cast Iron	
Dimensions - W x D (cm)	90 x 51	
Cabinet Dimensions - W x D (cm)	84 x 48	



Built-in Hobs



Model	Descriptive Characteristics	Metrics & Features	Price €
-------	-----------------------------	--------------------	---------

**CHG74WPX**



Hob Type	Gas - Inox Stainless Steel	457.00
Number of Cooking Zones	5	
Control Type	Mechanical Knobs - Inox	
Special Programmes / Functions		
Grid Type	Cast Iron	
Dimensions - W x D (cm)	74.5 x 51	
Cabinet Dimensions - W x D (cm)	56 x 49	



**PG952/1SXGH**



Hob Type	Gas - Inox Stainless Steel	542.00
Number of Cooking Zones	5	
Control Type	Mechanical Knobs - Inox	
Special Programmes / Functions		
Grid Type	Cast Iron	
Dimensions - W x D (cm)	90.9 x 51	
Cabinet Dimensions - W x D (cm)	85 x 49	



## Cooker Hoods



Model	Descriptive Characteristics	Metrics & Features	Price €
-------	-----------------------------	--------------------	---------

### CBT625/2X/1/4U



Type	Under-mount Telescopic	202.00
Filter Type	Multilayer Cassette & Optional Carbon Filter	
Number of Speed Settings & Max Airflow	2 - 332 m <sup>3</sup> /h	
Number & Type of Lamps	1 - LED	
Energy Class & Noise Level	B - 64 dB(A)	
Colour	Metal Gray & Inox Stainless Steel Front	
Dimensions - H x W x D (cm)	17.6 x 60 x 43	
Cabinet Dimensions - H x W x D (cm)		
Air Outlet Diameter (cm)	15	

### CBT625/2B/1



Type	Under-mount Telescopic	234.00
Filter Type	Multilayer Cassette & Optional Carbon Filter	
Number of Speed Settings & Max Airflow	2 - 332 m <sup>3</sup> /h	
Number & Type of Lamps	1 - LED	
Energy Class & Noise Level	B - 64 dB(A)	
Colour	Black & Black Stainless Steel Front	
Dimensions - H x W x D (cm)	17.6 x 60 x 43	
Cabinet Dimensions - H x W x D (cm)		
Air Outlet Diameter (cm)	15	

### CBT9240/3X



Type	Under-mount Telescopic	287.00
Filter Type	Multilayer Cassette & Optional Carbon Filter	
Number of Speed Settings & Max Airflow	3 - 329 m <sup>3</sup> /h	
Number & Type of Lamps	1 - LED	
Energy Class & Noise Level	B - 64 dB(A)	
Colour	Silver & Silver Stainless Steel Front	
Dimensions - H x W x D (cm)	13.5 x 90 x 27.8	
Cabinet Dimensions - H x W x D (cm)		
Air Outlet Diameter (cm)	15	



## Built-in Washing Machines

Model	Descriptive Characteristics	Metrics & Features	Price €
-------	-----------------------------	--------------------	---------

### CBW48TWME



Load Capacity	8 kg	978.00
Maximum Spin	1400 RPM	
Energy Efficiency Class	A	
Motor	Speed-Drive Inverter	
Number of Programmes	16 ( 8 Rapid Cycles )	
Extra Function	Delayed Start - 24h, MPS+	
Dimensions - H x W x D (cm)	82 x 60 x 54	
Cabinet Dimensions - H x W x D (cm)	82.5 x 57 x 60	



## Built-in Dryers

### BCTDH7A1TE



Load Capacity	7 kg	1116.00
Type	Heat Pump	
Energy Efficiency Class	A+	
Annual Consumption	269 kwh	
Number of Programmes	15	
Special Programmes / Functions	Delay - (24 h)	
Water Tank Position	In-Door Water Tank	
Dimensions - H x W x D (cm)	85 x 59.6 x 49.2	
Cabinet Dimensions - H x W x D (cm)	82.5 x 60 x 57	



## Built-in Washers & Dryers

### CBDO485TWME/1



Washing Load Capacity	8kg	1063.00
Drying Load Capacity	5kg	
Maximum Spin	1400 RPM	
Combined Energy Class	D	
Motor	Speed-Drive Inverter	
Number of programmes	15+1 (8 Rapid Cycles)	
Special Programmes / Functions	Delayed Start (24h), Steam, MPS+,	
Dimensions - H x W x D (cm)	82 x 59.6 x 541	
Cabinet Dimensions - H x W x D (cm)	82.5 x 60 x 57	



## Built-in Dish Washers



Model	Descriptive Characteristics	Metrics & Features	Price €
-------	-----------------------------	--------------------	---------

### CDIH1L949



Capacity / Number of Placement Settings	9	638.00
Energy Efficiency Class	F	
Electronics	LED	
Number of Programmes	5	
Special Programmes / Functions	Delay (3h-6h-9h), Aquastop	
Dimensions - H x W x D (cm)	82 x 44.8 x 57	
Cabinet Dimensions - H x W x D (cm)	82 - 87 x 45 x 60	

### CDIH2L952X



Capacity / Number of Placement Settings	9	648.00
Energy Efficiency Class	F	
Electronics	LED	
Number of Programmes	5	
Special Programmes / Functions	Delay (3h-6h-9h), Aquastop	
Dimensions - H x W x D (cm)	82 x 44.8 x 57	
Cabinet Dimensions - H x W x D (cm)	82 - 87 x 45 x 60	

### CDSN2D350PX



Capacity / Number of Placement Settings	13	754.00
Energy Efficiency Class	E	
Electronics	LED & Digital Display	
Number of Programmes	9	
Special Programmes / Functions	Delay (3h-6h-9h), Half-Load Cycle, Aquastop ZOOM 39'	
Dimensions - H x W x D (cm)	82 x 59.8 x 57.5	
Cabinet Dimensions - H x W x D (cm)	82 - 90 x 60 x 57	



## Built-in Dish Washers



Model	Descriptive Characteristics	Metrics & Features	Price €
-------	-----------------------------	--------------------	---------

### CI3C6F0A



Capacity / Number of Placement Settings	13	861.00
Motor	Speed-Drive Inverter	
Energy Efficiency Class	C	
Electronics	LED	
Number of Programmes	6	
Special Programmes / Functions	Delay (24h)	
Dimensions - H x W x D (cm)	81.8 x 89.8 x 55	
Cabinet Dimensions - H x W x D (cm)	82 - 90 x 60 x 55	



### CI4C6F0PA



Capacity / Number of Placement Settings	14	935.00
Motor	Speed-Drive Inverter	
Energy Efficiency Class	C	
Electronics	LED	
Number of Programmes	8	
Special Programmes / Functions	Delay (24h)	
Dimensions - H x W x D (cm)	81.8 - 89.8 x 59.8 x 55	
Cabinet Dimensions - H x W x D (cm)	82 - 90 x 60 x 55	



### CI6B4F1MA



Capacity / Number of Placement Settings	16	1084.00
Motor	Speed-Drive Inverter	
Energy Efficiency Class	B	
Electronics	LED	
Number of Programmes	8	
Special Programmes / Functions	Delay (24h)	
Dimensions - H x W x D (cm)	82 x 59.8 x 55	
Cabinet Dimensions - H x W x D (cm)	82 - 90 x 60 x 57	



## Built-in Refrigerators



Model	Descriptive Characteristics	Metrics & Features	Price €
-------	-----------------------------	--------------------	---------

### CBT5518EW



Total Unit Capacity	248 lt	1275.00
Refrigeration Capacity	186 lt	
Freezer Capacity	62 lt	
Ventilated Cold System	No-Frost	
Energy Efficiency Class	E	
Annual Consumption	216 kwh	
Noise Level	37 db(A)	
Dimensions - H x W x D (cm)	177.2 x 54 x 54.5	
Cabinet Dimensions - H x W x D (cm)	177.7 - 178.7 x 56 - 57 x 55 - 56	



### CBT7719FW



Total Unit Capacity	371 lt	1488.00
Refrigeration Capacity	285 lt	
Freezer Capacity	86 lt	
Ventilated Cold System	No-Frost	
Energy Efficiency Class	F	
Annual Consumption	302 kwh	
Noise Level	38 db(A)	
Dimensions - H x W x D (cm)	193.5 x 69 x 54.5	
Cabinet Dimensions - H x W x D (cm)	194-195 x 71 - 72 x 55	



### CRU160NE/N



Total Unit Capacity	135 lt	648.00
Refrigeration Capacity	135 lt	
Freezer Capacity	N/A	
Ventilated Cold System	Static	
Energy Efficiency Class	F	
Annual Consumption	116 kwh	
Noise Level	39 db(A)	
Dimensions - H x W x D (cm)	81.8 - 87 x 59.6 x 55	
Cabinet Dimensions - H x W x D (cm)	82 - 87 x 60 x 60	



### CRU164NE/N



Total Unit Capacity	111 lt	648.00
Refrigeration Capacity	95 lt	
Freezer Capacity	16 lt	
Ventilated Cold System	Static	
Energy Efficiency Class	F	
Annual Consumption	173 kwh	
Noise Level	39 db(A)	
Dimensions - H x W x D (cm)	81.8 - 87 x 59.6 x 55	
Cabinet Dimensions - H x W x D (cm)	82 - 87 x 60 x 60	



## Built-in Freezers



Model	Descriptive Characteristics	Metrics & Features	Price €
-------	-----------------------------	--------------------	---------

### CFU135NE/N



Freezer Volume Capacity	91 lt	627.00
Type	Upright	
Drawers	3	
Ventilated Cold System	Static	
Energy Efficiency Class	E	
Annual Consumption	138 kwh	
Colour	White	
Dimensions - H x W x D (cm)	82 x 59 x 54.3	
Cabinet Dimensions - H x W x D (cm)	82 - 87 x 60 x 55	



### CFFO355OE/N



Freezer Volume Capacity	91 lt	1137.00
Type	Upright	
Drawers	3	
Ventilated Cold System	Static	
Energy Efficiency Class	E	
Annual Consumption	138 kwh	
Colour	White	
Dimensions - H x W x D (cm)	176.9 x 54 x 54	
Cabinet Dimensions - H x W x D (cm)	177.1 - 177.5 x 56 x 56	

